



Wound Healing & Migration Assays

Increase Reproducibility With
ibidi's Culture-Inserts

✓ Complete Solution for Wound Healing and Migration

Only a few steps from sample preparation to image analysis

✓ Time Saving

Quick and easy experimental setup and automated image analysis

✓ Reproducible Experiments

Defined 500 μm cell-free gap, no leaking during cultivation, no remains after removal

Applications:

- Wound healing assays
- Migration assays
- 2D invasion assays
- Co-cultivation of cells

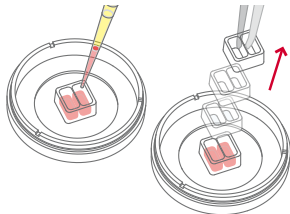
Additional equipment for researchers working with Culture-Inserts:




Wound Healing & Migration Assays

Increase Reproducibility With ibidi's Culture-Inserts

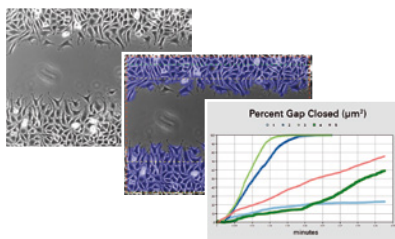
Sample Preparation



Live Cell Imaging



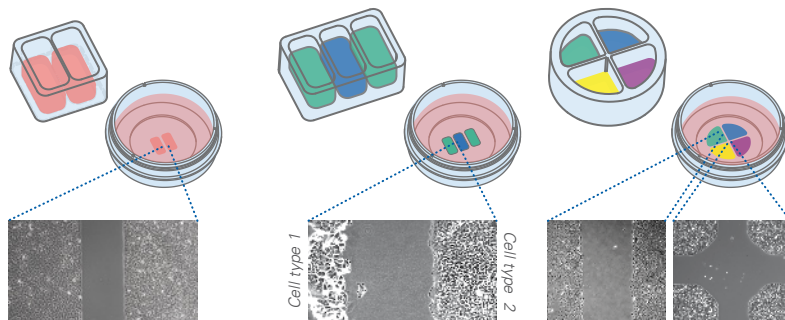
Data Analysis



The Principle of ibidi's Culture-Inserts

The **Culture-Inserts** are developed for easy and reproducible wound healing and migration assays.

Placed on a cell culture surface, they provide cell culture reservoirs that are separated by a 500 µm wall. After cell seeding and attachment, the silicon insert is removed, resulting in well-defined cell patches, which are separated by a zone of exactly the same width as the separation wall.



Culture-Insert 2 Well

Culture-Insert 3 Well

Culture-Insert 4 Well

FastTrack AI: Data Analysis Within Minutes

Using the web-based tool, **Wound Healing FastTrack AI Image Analysis**, microscopy data can be automatically analyzed. After uploading the data to your FastTrack AI account, you will receive a detailed analysis report within minutes.



Create your free FastTrack AI account and test the software with your experiments.

FREE SAMPLES: [ibidi.com/free-samples](https://www.ibidi.com/free-samples)

Technical Details:

Culture-Insert	2 Well	3 Well	4 Well
Outer dimensions (w x l x h) in mm	8.4 x 8.4 x 5	8.4 x 12.15 x 5	Ø 17 mm
Recommended filling volume per well	70 µl	70 µl	110 µl
Growth area per well	0.22 cm ²	0.22 cm ²	0.35 cm ²
Width of cell-free gap	500 µm +/- 50 µm	500 µm +/- 50 µm	Two cell fronts: 500 µm +/- 50 µm Four cell fronts (center): 1000 µm +/- 100 µm

Ordering Information:

Cat.No.	Description	Pcs./Box
81176	Culture-Insert 2 Well in µ-Dish ^{35 mm, high} ibiTreat	30
80366	Culture-Insert 3 Well in µ-Dish ^{35 mm, high} ibiTreat	30
80466	Culture-Insert 4 Well in µ-Dish ^{35 mm, high} ibiTreat	30
80209	25 Culture-Inserts 2 Well for self-insertion: in a 10 cm transport dish	25
80369	25 Culture-Inserts 3 Well for self-insertion: in a 10 cm transport dish	25
80469	25 Culture-Inserts 4 Well for self-insertion: in a 10 cm transport dish	25
80241	Culture-Insert 2 Well 24 ibiTreat: µ-Plate 24 Well with 24 Culture-Inserts 2 Well	3
32000	Wound Healing FastTrack AI Analysis Pack	